

## OUR CLIENT RESULTS - BY THE NUMBERS

### OUR CLIENTS HAVE ACHIEVED THIS....

# \$16.8B

TOTAL ADDITIONAL REVENUE CREATED

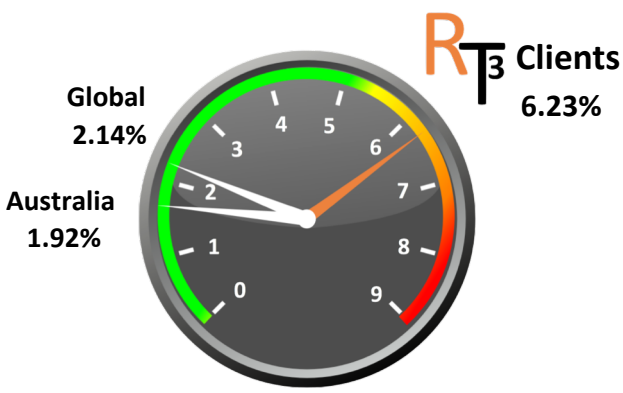
#### PIPELINE CONVERSION GAINS



Average three-year client revenue gain.




#### Global Rates of Revenue Pipeline Conversion 2018-19



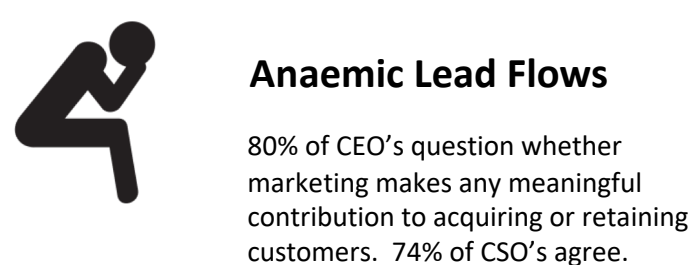
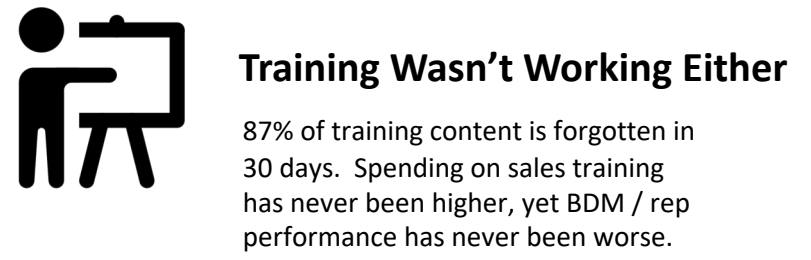
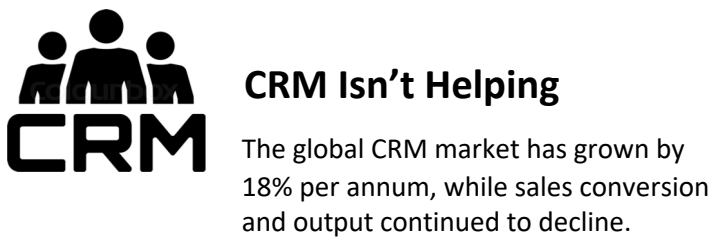
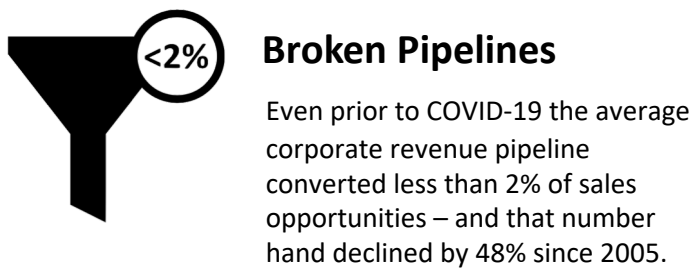
Our clients enjoy a 325% performance advantage over their peers.



AVERAGE ROI & PAYBACK PERIOD



## MEANWHILE, OUT IN THE WORLD .....



These statistics were current at November 2019 and therefore pre-coronavirus. They won't be any better now.

More revenue.

More profitably.

More quickly.

Want to learn more about how to **treble** your rate of COVID-19 revenue recovery?

[CONTACT US](#)

[moreinfo@revenueitek.com](mailto:moreinfo@revenueitek.com)

RevenueTEK<sup>®</sup>

[www.revenueitek.com](http://www.revenueitek.com)